


Aransas County Treasurer's Report
1st Quarter Ending March 31, 2012

The Treasurer's Quarterly Investment Report includes all activity and positions for the 1st Quarter, 2012.

The total of all cash and investments that are in the custody of the County Treasurer at the time of this report is:


\$23,870,508.33

Therefore, I, ALMA CARTWRIGHT, County Treasurer of Aransas County, Texas, who being fully sworn and subscribed before the County Judge and the County Commissioners of said Aransas County, state that the within and foregoing report is true and correct to the best of my knowledge. Filed with accompanying reports, in open **Regular Session Commissioners' Court** , on this date, **May 14, 2012**.


Alma Cartwright, County Treasurer

Commissioners' Court having reviewed the Treasurer's Report as presented, having taken reasonable steps to ensure its accuracy and based upon presentations of the Treasurer's Office approve the report, and request that it be filed with the official minutes of this meeting. {LGC 114.026(c)}


WITNESS OUR HANDS, officially this 14th day of May, 2012.


C.H. "Burt" Mills, Jr., County Judge



Jack Chaney, Commissioner Pct 1


Leslie Castertine, Commissioner Pct 2


Charles Smith, Commissioner Pct 3


Russel Cole, Commissioner Pct 4

FILED FOR RECORD this 14th day of May, 2012 and recorded the 25th day of May, 2012.


Peggy L. Friebele, County Clerk

ARANSAS COUNTY

RECEIPTS - DISBURSEMENTS - TRANSFERS - BALANCES
FOR THE PERIOD
JANUARY - MARCH

FUND NAME & NUMBER	BEG BALANCE 1/1/2012	RECEIPTS 2012	JE RECEIPTS 2012	TOTAL AVAILABLE	DISBURSEMENTS 2012	JE DISB / MISC 2012	ENDING BALANCE	SECURITIES 3/31/2012	CKG BALANCE 3/31/2012
#120 GENERAL	4,427,360.30	5,568,628.37	1,995,010.91	11,990,999.58	2,142,436.48	1,458,377.61	8,390,185.49	7,901,951.80	488,233.69
#140 UNCLAIMED PROPERTY	463.15	0.00	0.00	463.15	25.88	0.00	437.27	0.00	437.27
#150 PAYROLL	85,744.44	23,909.87	1,626,324.85	1,735,979.16	1,668,087.19	178.03	67,713.94	0.00	67,713.94
#200 ROAD & BRIDGE	1,583,658.29	964,058.80	302,478.27	2,850,195.36	242,376.70	234,906.65	2,372,912.01	2,146,046.40	226,865.61
#220 FLOOD CONTROL	1,031,550.01	192,417.69	69,417.41	1,293,385.11	12,162.94	21,080.33	1,260,141.84	1,134,012.01	126,129.83
#280 HOTEL -MOTEL TAX	399,406.48	28,088.81	0.00	427,495.29	29,442.57	0.00	398,052.72	376,298.06	21,754.66
#350 CO CLERK ARCHIVE FEE	207,024.77	5,754.80	0.00	212,779.57	0.00	0.00	212,779.57	202,525.75	10,253.82
#370 CHILD ABUSE PREVENTION	626.17	16.42	0.00	642.59	0.00	0.00	642.59	0.00	642.59
#380 CO ATTY HOT CHECK FUND	7,484.49	6,075.64	0.00	13,560.13	6,432.34	0.00	7,127.79	0.00	7,127.79
#390 DIST CLERK REC MGMT	20,291.39	493.22	0.00	20,784.61	0.00	0.00	20,784.61	16,801.62	3,982.99
#400 MOSQUITO CONTROL	161,352.75	18,931.25	22,866.30	203,150.30	47,899.03	3,708.26	151,543.01	143,696.15	7,846.86
#410 LIBRARY	77,454.32	2,566.31	22,880.34	102,900.97	15,913.05	23,573.68	63,414.24	49,471.99	13,942.25
#420 CREDIT CARD FUND	1,914.90	88,609.60	0.00	90,524.50	90,524.50	0.00	0.00	0.00	0.00
#430 CAP PROJECTS (GRANTS)	122,306.82	218,448.25	1,200.00	341,955.07	451,804.24	30,602.06	-140,451.23	0.00	-140,451.23
#440 SPECIAL CONTINGENCY	88,270.27	618.43	0.00	88,888.70	0.00	0.00	88,888.70	85,236.51	3,652.19
#450 CO. CLERK REC.MGMT	119,954.08	5,825.22	0.00	125,779.30	3,513.09	6,422.43	115,843.78	113,739.80	2,103.98
#460 OMNI	3,144.01	1,279.77	0.00	4,423.78	1,001.36	0.00	3,422.42	0.00	3,422.42
#470 LAW LIBRARY	47,860.59	2,588.22	0.00	50,448.81	3,376.92	0.00	47,071.89	42,698.49	4,373.40
#480 COURTHOUSE SECURITY	6,948.87	5,102.86	0.00	12,051.73	1,421.95	3,923.20	6,706.58	4,463.71	2,242.87
#490 CO. WIDE REC.MGMT	164,740.82	2,041.65	0.00	166,782.47	0.00	0.00	166,782.47	158,179.76	8,602.71
#500 AIRPORT	499,314.74	229,075.13	0.00	728,389.87	226,622.08	34,743.33	467,024.46	406,506.91	60,517.55
#520 INDIGENT HEALTH CARE	-14,944.92	18,076.32	182,333.00	185,464.40	142,357.39	0.00	43,107.01	5.00	43,102.01
#530 ASSISTANCE DEPT.	40,301.48	8,657.46	25,629.84	74,588.78	15,494.65	29,284.69	29,809.44	15,000.00	14,809.44
#540 ARRA GRANT	0.00	0.00	0.00	0.00	0.00	0.00	0.00	0.00	0.00
#550 HEALTH CARE SALES TAX	26,606.96	281,015.84	0.00	307,622.80	115,049.82	223,644.00	-31,071.02	362.48	-31,433.50
#560 PRETRIAL INTERVENTION PRC	22,100.74	2,504.07	0.00	24,604.81	3,975.89	0.00	20,628.92	20,004.81	624.11
#570 TITLE IV-D CHILD SUPPORT	10,511.10	0.00	0.00	10,511.10	0.00	0.00	10,511.10	9,978.48	532.62
#580 OUT OF CO. JUVENILE DETEN	348.52	0.00	0.00	348.52	0.00	0.00	348.52	348.52	0.00
#600 ROAD BOND I&S	97.61	0.00	0.00	97.61	0.00	0.00	97.61	0.00	97.61
#610 COURT REPORTER	62,576.20	1,590.04	0.00	64,166.24	0.00	0.00	64,166.24	60,003.20	4,163.04
#650 CHAP 19 VOTER REG	91.75	0.00	0.00	91.75	0.00	0.00	91.75	0.00	91.75
#660 OFFICERS FEES	113,488.64	97,511.05	0.00	210,999.69	86,892.14	26,596.50	97,511.05	0.00	97,511.05
#670 JUVENILE CASE MGMT	21,535.04	10,374.35	0.00	31,909.39	1,878.66	6,533.26	23,497.47	14,600.00	8,897.47
#680 DEA FORFEITURE FUND	67,924.92	14.43	0.00	67,939.35	0.00	0.00	67,939.35	67,017.39	921.96
#700 FIRE DEPT CAPITAL PROJ	0.00	0.00	59,914.50	59,914.50	59,914.50	0.00	0.00	0.00	0.00
#720 COMMISSARY PROFIT	0.00	0.00	0.00	0.00	0.00	0.00	0.00	0.00	0.00
#730 RIGHT OF WAY PURCHASE	0.00	0.00	0.00	0.00	0.00	0.00	0.00	0.00	0.00
#740 APPELLATE JUDIAL SYS	9,929.88	513.41	0.00	10,443.29	9,929.88	0.00	513.41	0.00	513.41
#800 SPECIAL FORFEITURE	6,454.23	2,134.00	0.00	8,588.23	5,930.00	0.00	2,658.23	0.00	2,658.23
#810 CO & DIST COURT TECH FUND	1,409.90	190.65	0.00	1,600.55	0.00	0.00	1,600.55	0.00	1,600.55
#820 TECH FUND	94,656.79	3,305.45	0.00	97,962.24	1,161.50	259.56	96,541.18	89,270.56	7,270.62
#830 DIST COURT RECORDS TECH	1,890.50	251.64	0.00	2,142.14	0.00	0.00	2,142.14	0.00	2,142.14
#840 COURT RECORD PRESERV	10,909.19	1,768.16	0.00	12,677.35	0.00	0.00	12,677.35	10,002.08	2,675.27
#850 CIVIL PROCESS	6,048.45	100.00	0.00	6,148.45	100.00	0.00	6,048.45	5,500.00	548.45
#890 ADVANCE TAX COLLECTIONS	2,204,084.21	137.62	0.00	2,204,221.83	0.00	2,204,221.83	0.00	0.00	0.00
#910 ESCHEAT (STATE)	0.00	0.00	0.00	0.00	0.00	0.00	0.00	0.00	0.00
#960 TECLOSE TRAINING	21,401.72	50.00	0.00	21,451.72	480.00	0.00	20,971.72	20,437.57	534.15
TOTAL OPERATIONS	11,764,294.57	7,792,724.80	4,308,055.42	23,865,074.79	5,386,204.75	4,308,055.42	14,170,814.62	13,094,159.05	1,076,655.57
#230 2011 CO's FLOOD I&S	138,573.42	250,293.35	0.00	388,866.77	298,320.28	0.00	90,546.49	55,040.75	35,505.74
#240 FLOOD CAPITAL PROJECTS	5,500,168.83	2,272.32	0.00	5,502,441.15	109.83	0.00	5,502,331.32	5,480,602.70	21,728.62
#290 VENUE TAX FUND	301,326.48	36,703.09	0.00	338,029.57	2,770.28	0.00	335,259.29	239,558.03	95,701.26
#300 CO's 2011 VENUE I&S	51,618.18	8.87	0.00	51,627.05	40,750.01	0.00	10,877.04	9,877.05	999.99
#310 2011 VENUE CAPITAL PROJ	2,356,395.93	1,237.65	0.00	2,357,633.58	146,698.84	0.00	2,210,934.74	2,208,007.01	2,927.73
#620 CO's 2003 I&S	782,628.20	596,573.51	0.00	1,379,201.71	679,740.64	1,404.26	698,056.81	620,040.53	78,016.28
#630 CO's 2007 I&S	233,473.98	156,491.91	1,404.26	391,370.15	172,595.00	0.00	218,775.15	194,326.56	24,448.59
#640 CO's 2009 I&S	247,118.27	267,622.01	0.00	514,740.28	260,087.50	0.00	254,652.78	189,246.28	65,406.50
#760 2009 CAPITAL PROJECTS	735,015.33	45.22	0.00	735,060.55	356,800.46	0.00	378,260.09	328,690.65	49,569.44
TOTALS	22,110,613.19	9,103,972.73	4,309,459.68	35,524,045.60	7,344,077.59	4,309,459.68	23,870,508.33	22,419,548.61	1,450,959.72

SIGNED: 
ALMA CARTWRIGHT, County Treasurer

SIGNED: 
LEZLIE M. KIRK, County Auditor

ARANSAS COUNTY INVESTMENT PORTFOLIO

1st Quarter 2012 Ending 3/31/12

Total All Funds/All Investment Types	Beginning Balance 1/1/12	Ending Balance 3/31/12	Ending Balance 6/30/12	Ending Balance 9/30/12	Ending Balance 12/31/12
Operating Funds	11,764,294.57	14,170,814.62			
CO's 2003 I&S	782,628.20	698,056.81			
CO's 2007 I&S	233,473.98	218,775.15			
CO's 2009 I&S	247,118.27	254,652.78			
2009 Capital Projects	735,015.33	378,260.09			
CO's 2011 Flood I&S	138,573.42	90,546.49			
2011 Flood Capital Projects	5,500,168.83	5,502,331.32			
CO's 2011 Venue I&S	51,618.18	10,877.04			
2011 Venue Capital Projects	2,356,395.93	2,210,934.74			
Venue Tax Account	301,326.48	335,259.29			
	22,110,613.19	23,870,508.33	0.00	0.00	0.00

	2012 Interest Earned	2012 Interest Budgeted	Percent of Budget
1st Qtr	14,992.88		
2nd Qtr			
3rd Qtr			
4th Qtr			
	14,992.88		
Accrued	8,923.22		
	23,916.10	50,900.00	46.986%

Investments Detailed	Book Value 12/31/11	Deposits 1/1/12 to 3/31/12	Interest Credited 1/1/12 to 3/31/12	Withdrawals 1/1/12 to 3/31/12	Book Value 03/31/12	Percent of Portfolio	Maturity	Avg. Yield	Accrued Interest	Interest Earned prior periods	YTD Interest Earned
OPERATING FUNDS											
American Bank	1,182,572.11	14,957,746.08	0.00	15,063,662.62	1,076,655.57	4.5104%			0.00	0.00	0.00
TexPool	3,491,138.21	50,000.00	766.56	560,000.00	2,981,904.77	12.4920%	Daily	0.1150%	0.00	0.00	766.56
Cash Account Trust	1,418,507.11	0.00	113.83	21,692.59	1,396,928.35	5.8521%	Daily	0.0300%	0.00	0.00	113.83
Texas CLASS	701,001.49	2,225,000.00	749.14	0.00	2,926,750.63	12.2609%	Daily	0.2500%	0.00	0.00	749.14
Tex STAR	2,473,075.65	2,344,402.45	499.65	2,277,402.45	2,540,575.30	10.6432%	Daily	0.1148%	0.00	0.00	499.65
IBC Bank CD#2910129438	250,000.00	0.00	2,129.47	2,129.47	250,000.00	1.0473%	3/26/13	0.7500%	25.68	0.00	2,155.15
Prosperity Bank CD#89000864	250,000.00	0.00	629.61	629.61	250,000.00	1.0473%	4/29/12	1.0000%	422.94	0.00	1,052.55
First Victoria Bank CD#99090465	250,000.00	0.00	280.48	280.48	250,000.00	1.0473%	9/29/12	0.4500%	286.64	0.00	567.12
Charter Bank CD#21314	250,000.00	0.00	2,875.86	2,875.86	250,000.00	1.0473%	7/25/12	0.2500%	113.01	0.00	2,988.87
Ally Bank UT CD#02005Q5P9	248,000.00	0.00	1,000.15	1,000.15	248,000.00	1.0389%	8/19/13	0.8000%	233.73	0.00	1,233.88
Discover Bank DE CD#254670Q39	250,000.00	0.00	945.21	945.21	250,000.00	1.0473%	8/19/13	0.7500%	220.89	0.00	1,166.10
Goldman Sachs Bank NY CD#381426K8	250,000.00	0.00	997.26	997.26	250,000.00	1.0473%	9/3/13	0.8000%	169.86	0.00	1,167.12
BMW Bank N America CD#05568PR25	250,000.00	0.00	0.00	0.00	250,000.00	1.0473%	8/17/12	0.3500%	539.38	0.00	539.38
Beal Bank SSB, Plano TX CD#07370TCN1	250,000.00	0.00	0.00	0.00	250,000.00	1.0473%	1/2/13	0.4500%	548.63	0.00	548.63
21st CenturyBank,Loretto, MN CD#90136SEXO	250,000.00	0.00	124.67	124.67	250,000.00	1.0473%	6/15/12	0.2000%	21.91	0.00	146.58
Huntington Natl Bank,Columbus OH CD#446438N58	0.00	250,000.00	0.00	0.00	250,000.00	1.0473%	1/27/14	0.8000%	350.68	0.00	350.68
American Momentum Bank, Tampa, FLA CD#02756TAN	0.00	250,000.00	0.00	0.00	250,000.00	1.0473%	5/10/12	0.2000%	68.49	0.00	68.49
Glacier Bank, Kalispell, Mont CD#37637WAK8	0.00	250,000.00	0.00	0.00	250,000.00	1.0473%	8/17/12	0.1500%	44.18	0.00	44.18
Various Interest other Offices	0.00	0.00	0.00	0.00						0.00	0.00
Operating Funds - Total Detailed	11,764,294.57	20,327,148.53	11,111.89	17,931,740.37	14,170,814.62	59.3654%		0.4388%	3,046.02	0.00	14,157.91

ARANSAS COUNTY INVESTMENT PORTFOLIO

1st Quarter 2012 Ending 3/31/12

Investments Detailed	Book Value 12/31/11	Deposits 1/1/12 to 3/31/12	Interest Credited 1/1/12 to 3/31/12	Withdrawals 1/1/12 to 3/31/12	Book Value 03/31/12	Percent of Portfolio	Maturity	Avg. Yield	Accrued Interest	Interest Earned prior periods	YTD Interest Earned
CO's 2003 I&S											
American Bank	182,730.97	946,430.21	0.00	1,051,144.90	78,016.28	0.3268%				0.00	0.00
Cash Account Trust	599,897.23	0.00	38.78	350,000.00	249,936.01	1.0470%	Daily	0.0300%	0.00	0.00	38.78
Texas CLASS	0.00	370,000.00	104.52	0.00	370,104.52	1.5505%		0.2500%			
CO's 2003 I&S - Total Detailed	782,628.20	1,316,430.21	143.30	1,401,144.90	698,056.81	2.9243%		0.1400%	0.00	0.00	38.78
CO's 2007 I&S											
American Bank	59,184.29	217,859.30	0.00	252,595.00	24,448.59	0.1024%				0.00	0.00
Cash Account Trust	174,289.69	0.00	11.84	60,000.00	114,301.53	0.4788%	Daily	0.0300%	0.00	0.00	11.84
Texas CLASS	0.00	80,000.00	25.03	0.00	80,025.03	0.3352%		0.2500%			
CO's 2007 I&S - Total Detailed	233,473.98	297,859.30	36.87	312,595.00	218,775.15	0.9165%		0.1400%	0.00	0.00	11.84
CO's 2009 I&S											
American Bank	89,922.73	365,571.27	0.00	390,087.50	65,406.50	0.2740%				0.00	0.00
Cash Account Trust	157,195.54	0.00	10.14	98,000.00	59,205.68	0.2480%	Daily	0.0300%	0.00	0.00	10.14
Texas CLASS	0.00	130,000.00	40.60	0.00	130,040.60	0.5448%		0.2500%			
CO's 2009 I&S - Total Detailed	247,118.27	495,571.27	50.74	488,087.50	254,652.78	1.0668%		0.1400%	0.00	0.00	10.14
2009 CAPITAL PROJECTS											
American Bank	56,369.90	350,000.00	0.00	356,800.46	49,569.44	0.2077%				0.00	0.00
Cash Account Trust	678,645.43	0.00	45.22	350,000.00	328,690.65	1.3770%	Daily	0.0300%	0.00	0.00	45.22
2009 Capital Projects - Total Detailed	735,015.33	350,000.00	45.22	706,800.46	378,260.09	1.5846%		0.0300%	0.00	0.00	45.22
CO's 2011 FLOOD I&S											
American Bank	138,573.42	455,252.60	0.00	558,320.28	35,505.74	0.1487%	Daily		0.00	0.00	0.00
Texas CLASS	0.00	260,000.00	40.75	205,000.00	55,040.75	0.2306%		0.2500%			
CO's 2011 Flood I&S - Total Detailed	138,573.42	715,252.60	40.75	763,320.28	90,546.49	0.3793%			0.00	0.00	0.00

ARANSAS COUNTY INVESTMENT PORTFOLIO

1st Quarter 2012 Ending 3/31/12

2011 FLOOD CAPITAL PROJECTS

American Bank	19,926.44	751,912.01	0.00	750,109.83	21,728.62	0.0910%			0.00	0.00	0.00
Cash Account Trust	2,242.39	0.00	5.68	0.00	2,248.07	0.0094%	Daily	0.0300%	0.00	0.00	5.68
Texas CLASS	480,000.00	500,000.00	354.63	250,000.00	730,354.63	3.0597%	Daily	0.2500%	0.00	0.00	354.63
Tex STAR	0.00	0.00	0.00	0.00	0.00	0.0000%		0.1148%			0.00
Illini Bank CD#451769AH6	250,000.00	0.00	125.34	250,125.34	0.00	0.0000%	1/30/12	0.1500%	0.00	0.00	125.34
Farmers & Merchants Bank CD#307812HEO	250,000.00	0.00	0.00	0.00	250,000.00	1.0473%	7/30/12	0.2500%	313.36	0.00	313.36
HomeBank Natl Assn CD#43738ACU8	250,000.00	0.00	0.00	0.00	250,000.00	1.0473%	4/3/12	0.2500%	308.22	0.00	308.22
Merchants Bank, Ind CD3588493BW5	250,000.00	0.00	94.52	250,094.52	0.00	0.0000%	1/3/12	0.1500%	0.00	0.00	94.52
Merchants Bank, Ind CD#588493CM6	0.00	250,000.00	0.00	0.00	250,000.00	1.0473%	5/16/12	0.2000%	60.27	0.00	60.27
CIT Bank, SaltLakeCity,UT CD#17284AZQ4	248,000.00	0.00	0.00	0.00	248,000.00	1.0389%	10/4/13	1.0000%	1,209.42	0.00	1,209.42
Safra Natl Bank, NY CD#78658OUJ7	250,000.00	0.00	0.00	0.00	250,000.00	1.0473%	10/7/13	0.8000%	975.34	0.00	975.34
Apple Bank for Svgs, NY CD#3783OAX4	250,000.00	0.00	0.00	0.00	250,000.00	1.0473%	10/5/12	0.4000%	487.67	0.00	487.67
Bank of North Carolina CD#06414QRE1	250,000.00	0.00	218.16	218.16	250,000.00	1.0473%	4/9/12	0.3500%	57.52	0.00	275.68
First State Bank, Mendota, ILL CD#33649XB69	250,000.00	0.00	249.31	249.31	250,000.00	1.0473%	11/2/12	0.4000%	73.98	0.00	323.29
Wright Express Finl, Michale, UT CD#98233PXG7	250,000.00	0.00	0.00	0.00	250,000.00	1.0473%	11/2/12	0.4000%	405.48	0.00	405.48
First Trust Bank, Charlotte, NC CD#33732NCU7	250,000.00	0.00	373.98	373.98	250,000.00	1.0473%	8/5/13	0.6000%	110.95	0.00	484.93
Medallion Bank, SaltLakeCity, UT CD#58403BWF9	250,000.00	0.00	0.00	0.00	250,000.00	1.0473%	5/3/13	0.7500%	765.41	0.00	765.41
Sterling Savings, WA CD#8595314Z5	250,000.00	0.00	0.00	0.00	250,000.00	1.0473%	11/16/12	0.3000%	279.45	0.00	279.45
Key Bank Natl Assn, OH CD#493065NP7	250,000.00	0.00	0.00	0.00	250,000.00	1.0473%	11/23/12	0.3000%	265.07	0.00	265.07
Barclays Bank, Delaware CD#06740KES2	250,000.00	0.00	0.00	0.00	250,000.00	1.0473%	11/25/13	0.3000%	265.07	0.00	265.07
Midland States Bank CD#59774QDJ8	250,000.00	0.00	414.38	414.38	250,000.00	1.0473%	5/30/13	0.5000%	3.43	0.00	417.81
The Citizens State Bank, Okemah, OK CD#17669WDK8	250,000.00	0.00	124.67	124.67	250,000.00	1.0473%	6/21/12	0.2000%	13.69	0.00	138.36
Town North Bank, Dallas, TX CD#89213TKC5	250,000.00	0.00	0.00	0.00	250,000.00	1.0473%	12/21/12	0.4000%	276.71	0.00	276.71
USNY Bank, Geneva, NY CD#90344LBC2	250,000.00	0.00	186.98	186.98	250,000.00	1.0473%	9/28/12	0.3000%	2.06	0.00	189.04
Independence Bank of Kentucky, Owensboro CD#45340KCC1	250,000.00	0.00	124.67	124.67	250,000.00	1.0473%	6/28/12	0.2000%	4.10	0.00	128.77
2011 Flood Capital Projects - Total Detailed											
	5,500,168.83	1,501,912.01	2,272.32	1,502,021.84	5,502,331.32	23.0508%		0.1590%	5,877.20	0.00	8,149.52

CO's 2011 VENUE I&S

American Bank	41,750.00	20,000.00	0.00	60,750.01	999.99	0.0042%				0.00	0.00
Texas CLASS	9,868.18	20,000.00	8.87	20,000.00	9,877.05	0.0414%	Daily	0.2500%	0.00	0.00	8.87
CO's 2011 Venue I&S - Total Detailed											
	51,618.18	40,000.00	8.87	80,750.01	10,877.04	0.0456%			0.00	0.00	8.87

2011 VENUE CAPITAL PROJECTS

American Bank	19,626.57	130,000.00	0.00	146,698.84	2,927.73	0.0123%				0.00	0.00
Texas CLASS	2,134,519.02	0.00	1,129.09	130,000.00	2,005,648.11	8.4022%	Daily	0.2500%	0.00	0.00	1,129.09
Texas CLASS - RESERVE	202,250.34	0.00	108.56	0.00	202,358.90	0.8477%	Daily	0.2500%	0.00	0.00	108.56
2011 Venue Capital Projects - Total Detailed											
	2,356,395.93	130,000.00	1,237.65	276,698.84	2,210,934.74	9.2622%		0.2500%	0.00	0.00	1,237.65

VENUE TAX ACCOUNT

American Bank	161,813.72	36,657.82	0.00	102,770.28	95,701.26	0.4009%				0.00	0.00
TexSTAR	139,512.76	100,000.00	45.27	0.00	239,558.03	1.0036%	Daily	0.1148%	0.00	0.00	45.27
Venue Tax Account - Total Detailed											
	301,326.48	136,657.82	45.27	102,770.28	335,259.29	1.4045%			0.00	0.00	45.27

14,992.88

8,923.22

0.00

23,705.20

ARANSAS COUNTY INVESTMENT PORTFOLIO

1st Quarter 2012 Ending 3/31/12

Total Investments by Investment Type	Book Value	Deposits	Interest Credited	Withdrawals	Book Value	Investment Type	% of Portfolio
	12/31/11	1/1/12 to 3/31/12	1/1/12 to 3/31/12	1/1/12 to 3/31/12	03/31/12		
American Bank	1,952,470.15	18,231,429.29	0.00	18,732,939.72	1,450,959.72	Depository Bank-Operations	4.5104%
TexPool	3,491,138.21	50,000.00	766.56	560,000.00	2,981,904.77	Depository Bank-Bond Funds	1.5681%
Cash Account Trust	3,030,777.39	0.00	225.49	879,692.59	2,151,310.29	Pools-Operating Funds	41.2482%
Texas CLASS	3,527,639.03	3,585,000.00	2,561.19	605,000.00	6,510,200.22	Pools-Bond Funds	16.5149%
TexSTAR	2,612,588.41	2,444,402.45	544.92	2,277,402.45	2,780,133.33	CD's-Operations	10.4648%
CD's	7,496,000.00	1,000,000.00	10,894.72	510,894.72	7,996,000.00	CD's-Bond Funds	18.8433%
Various Offices			0.00				
	22,110,613.19	25,310,831.74	14,992.88	23,565,929.48	23,870,508.33		

Comparative Rates	1st Qtr 2010	2nd Qtr 2010	3rd Qtr 2010	4th Qtr 2010	1st Qtr 2011	2nd Qtr 2011	3rd Qtr 2011	4th Qtr 2011	1st Qtr 2012
Aransas County - Average Earned	0.870%	0.870%	0.880%	0.760%	0.600%	0.530%	0.567%	0.456%	0.4318%
13 Week Treasury Bill	0.100%	0.150%	0.157%	0.142%	0.101%	0.031%	0.023%	0.015%	0.0700%
6 Month Treasury Bill	0.190%	0.190%	0.188%	0.183%	0.131%	0.102%	0.053%	0.051%	0.1300%
12 Month Treasury Bill	0.350%	0.300%	0.249%	0.269%	0.275%	0.183%	0.104%	0.104%	0.1950%
24 Month Treasury Bill	0.910%	0.570%	0.408%	0.593%	0.821%	0.458%	0.245%	0.239%	0.3230%
60 Month Treasury Bill	2.420%	1.640%	1.247%	2.009%	2.263%	1.761%	0.953%	0.832%	1.0080%
Cash Account Trust-Average	0.060%	0.070%	0.080%	0.040%	0.070%	0.060%	0.030%	0.030%	0.0300%
TexPool-Average	0.160%	0.190%	0.220%	0.190%	0.150%	0.090%	0.080%	0.090%	0.1150%
Texas CLASS-Average	0.230%	0.280%	0.270%	0.230%	0.180%	0.160%	0.14	0.190%	0.2500%
TexSTAR-Average	0.155%	0.186%	0.211%	0.171%	0.141%	8.890%	0.09	0.082%	0.1148%

ARANSAS COUNTY INVESTMENT PORTFOLIO


1st Quarter 2012 Ending 3/31/12

Cash & Investment Position - 3 Year Comparison

Fund	Fund #	Balance 3/31/10	Balance 3/31/11	Balance 3/31/12
General Fund	120	6,170,344.01	7,696,065.33	8,390,185.49
Unclaimed Property Fund	140	460.09	894.43	437.27
Payroll Fund	150	128,319.75	77,065.39	67,713.94
Road & Bridge Fund	200	2,490,615.91	2,458,688.92	2,372,912.01
Flood Control Fund	220	880,775.72	984,525.05	1,260,141.84
Hotel/Motel Tax Fund	280	441,872.69	497,180.78	398,052.72
County Clerk Records Archive Fee	350	181,629.94	213,345.29	212,779.57
County Child Abuse Prevention	370	411.64	512.78	642.59
County Attorney Hot Check Fund	380	2,545.69	9,049.44	7,127.79
District Clerk Records Management	390	16,236.98	18,646.36	20,784.61
Mosquito Control Fund	400	125,890.76	131,653.38	151,543.01
Library Fund	410	65,642.80	69,862.51	63,414.24
Credit Card Clearing Fund	420	5,385.00	1,060.20	0.00
Capital Projects (Grants) Fund	430	129,727.51	(66,630.20)	(140,451.23)
Special Contingency Fund	440	82,523.06	85,818.78	88,888.70
County Clerk Records Management	450	143,175.54	135,108.53	115,843.78
OMNI	460	2,821.40	4,021.81	3,422.42
Law Library	470	37,231.66	50,654.77	47,071.89
Courthouse Security Fund	480	18,151.49	7,097.59	6,706.58
County Wide Record Management	490	145,641.44	156,212.20	166,782.47
Airport Fund	500	451,914.95	476,218.54	467,024.46
Indigent Health Care	520	93,883.11	1,391.96	43,107.01
Aransas County Assistance Program	530	15,543.93	18,534.67	29,809.44
ARRA Grant	540	(5,367.40)	0.00	0.00
Health Care Sales Tax Fund	550	37,300.97	48,054.51	(31,071.02)
Pre-Trial Intervention Program	560	XXXXXXXXXX	7,100.00	20,628.92
Title IV-D Child Support	570	10,511.10	10,511.10	10,511.10
Out of County Juvenile Detention	580	348.52	348.52	348.52
Road Bond I&S	600	71.29	97.61	97.61
Court Reporter Service Fee Fund	610	50,446.83	58,329.02	64,166.24
Chapter 19 Voter Registration	650	696.35	0.00	91.75
Officers Fee Accounts	660	142,863.64	106,653.60	97,511.05
Juvenile Case Management Fund	670	13,303.25	20,501.19	23,497.47
DEA Forfeiture Fund	680	74,706.56	78,556.96	67,939.35
Fire Dept Capital Projects	700	0.00	0.00	0.00
Commissary Profit Fund	720	127,533.74	0.00	0.00
Right of Way Purchase	730	0.00	0.00	0.00
Appellate Judicial System Fund	740	6,852.72	7,931.23	513.41
Special Forfeiture Fund	800	1,910.37	5,139.38	2,658.23
County & District Court Tech Fund	810	39.63	670.37	1,600.55
Technology Fund	820	89,389.39	97,465.33	96,541.18
District Court Records Tech Fund	830	164.24	1,215.52	2,142.14
Court Record Preservation Fund	840	927.88	6,418.44	12,677.35
Civil Process Fund	850	5,938.45	5,948.45	6,048.45
Advance Tax Collections	890	0.00	0.00	0.00
Escheat (State)	910	407.45	0.00	0.00
Teclose Training Fund	960	40,981.17	26,344.58	20,971.72
CO's 2011 Flood I&S	230	XXXXXXXXXX	XXXXXXXXXX	90,546.49
2011 Flood Capital Projects	240	XXXXXXXXXX	XXXXXXXXXX	5,502,331.32
Venue Tax Fund	290	XXXXXXXXXX	21,003.09	335,259.29
CO's 2011 Venue I&S	300	XXXXXXXXXX	XXXXXXXXXX	10,877.04
2011 Venue Capital Projects	310	XXXXXXXXXX	XXXXXXXXXX	2,210,934.74
CO's 2003 I&S	620	556,801.12	631,728.92	698,056.81
CO's 2007 I&S	630	84,069.80	144,164.98	218,775.15
CO's 2009 I&S	640	113,299.71	190,668.46	254,652.78
Local Border Security	710	0.00	0.00	0.00
2007 Capital Projects	750	6,368.92	0.00	0.00
2009 Capital Projects	760	2,749,676.31	1,480,224.85	378,260.09
		15,739,987.08	15,976,054.62	23,870,508.33

Depository Bank
Securities

	3/31/10	3/31/11	3/31/12
	1,477,885.70	2,457,937.67	1,450,959.72
	14,262,101.38	13,518,116.95	22,419,548.61
	15,739,987.08	15,976,054.62	23,870,508.33


Alma Cartwright, County Treasurer

Date: 5-11-12

Lezlie M. Kirk, County Auditor

Date: _____

Darlene Irwin, Chief Deputy Treasurer

Date: _____



- To: ALMA -



FAX COVER SHEET

TO: Joan Alexander	DATE: 4/4/12
Funds Management Group, Inc.	Pages: 1
Fax: 713-626-5742	(Including this cover sheet)

FROM: Alma Cartwright	Fax: 361-790-0165
Aransas County Treasurer	Phone: 361-790-0132
301 N. Live Oak	acartwright@aransascounty.org
Rockport, Texas 78382	

PRICE SECURITIES FOR QUARTER ENDING 3/31/12

13 Week Treas	<u>0.07%</u>
6 Month Treas	<u>0.13%</u>
12 Month Treas	<u>0.195%</u>
24 Month Treas	<u>0.373%</u>
60 Month Treas	<u>1.008%</u>
Cash Account Trust	<u>0.03%</u>
TexPool	<u>0.10%</u>

Thanks !! *Alma*

TexPool Monthly Rate History for 2012

Month	Average Monthly Rate	Average Monthly Factor	Average Monthly 7 Day Rate	Average Monthly Balance	WAM Days (1)	WAM Days (2)	Participants
JAN	0.0875%	0.000002396	0.0826%	\$17,623,573,860.50	37	76	2,263
FEB	0.0903%	0.000002473	0.0900%	\$19,345,917,884.63	43	82	2,263
MAR	0.1150%	0.000003151	0.1148%	\$17,579,640,300.21	44	84	2,261
APR	0.1110%	0.000003042	0.1090%	\$16,731,943,998.93	41	81	2,264

Performance data quoted represents past performance which is no guarantee of future results. Investment return will fluctuate. The value of an investment when redeemed may be worth more or less than the original cost. Current performance may be higher or lower than performance stated.

- (1) "WAM Days" is the mean average of the periods of time remaining until the securities held in TexPool (a) are scheduled to be repaid, (b) would be repaid upon a demand by TexPool, or (c) are scheduled to have their interest rate readjusted to reflect current market rates. Securities with adjustable rates payable upon demand are treated as maturing on the earlier of the two dates set forth in (b) and (c) if their scheduled maturity is 397 days or less; and the later of the two dates set forth in (b) and (c) if their scheduled maturity is more than 397 days. The mean is weighted based on the percentage of the amortized cost of the portfolio invested in each period.
- (2) "WAM Days" is calculated in the same manner as the described in footnote 1, but is based solely on the periods of time remaining until the securities held in TexPool (a) are scheduled to be repaid or (b) would be repaid upon a demand by TexPool, without reference to when interest rates of securities within TexPool are scheduled to be readjusted.
- (3) All current yields for TexPool Prime, for each date, reflect a waiver of some of all management fees.

Texas CLASS Daily Rates

March 2012

For more information, call Texas CLASS at (800)707-6242
Fax: (855)848-9910



<i>Date</i>	<i>Daily Rates</i>	<i>Annual Yield</i>
03/01/12	0.25%	0.25%
03/02/12	0.23%	0.23%
03/03/12	0.23%	0.23%
03/04/12	0.23%	0.23%
03/05/12	0.23%	0.23%
03/06/12	0.23%	0.23%
03/07/12	0.24%	0.24%
03/08/12	0.25%	0.25%
03/09/12	0.25%	0.26%
03/10/12	0.25%	0.26%
03/11/12	0.25%	0.26%
03/12/12	0.24%	0.24%
03/13/12	0.24%	0.24%
03/14/12	0.25%	0.26%
03/15/12	0.24%	0.24%
03/16/12	0.24%	0.24%
03/17/12	0.24%	0.24%
03/18/12	0.24%	0.24%
03/19/12	0.24%	0.24%
03/20/12	0.25%	0.25%
03/21/12	0.25%	0.25%
03/22/12	0.24%	0.24%
03/23/12	0.25%	0.25%
03/24/12	0.25%	0.25%
03/25/12	0.25%	0.25%
03/26/12	0.25%	0.25%
03/27/12	0.25%	0.25%
03/28/12	0.25%	0.25%
03/29/12	0.26%	0.26%
03/30/12	0.25%	0.25%
03/31/12	0.25%	0.25%
Average	0.24%	0.25%

Rates can vary over time. Past performance is no guarantee of future results.

Texas CLASS Portfolio Holdings

March 2012

For more information, call Texas CLASS at (800)707-6242
Fax: (855)848-9910



Face Amount		Maturity Date	Yield/Rate	Value
REPURCHASE AGREEMENTS				
\$390,129,131.72	Collateral Total Amount = \$397,931,714.35 or 102%.	04/02/2012	0.14%	\$390,129,131.72
\$73,038,423.19	Collateral Total Amount = \$74,499,191.65 or 102%.	04/02/2012	0.02%	\$73,038,423.19
\$75,000,000.00	Collateral Total Amount = \$76,500,000.00 or 102%.	04/02/2012	0.05%	\$75,000,000.00
<hr/>				
\$538,167,554.91	TOTAL REPURCHASE AGREEMENTS			\$538,167,554.91
 US GOVERNMENT GUARANTEED SECURITIES				
\$30,000,000.00	Federal Home Loan Bank Notes	07/02/2012	0.19%	\$30,001,080.00
<hr/>				
\$30,000,000.00	TOTAL US GOVERNMENT GUARANTEED SECURITIES			\$30,001,080.00
 MUNICIPAL				
\$16,000,000.00	Texas St	08/30/2012	0.25%	\$16,155,040.00

For more information, call Texas CLASS at (800)707-6242
 Fax: (855)848-9910

MUNICIPAL

\$16,000,000.00 TOTAL MUNICIPAL

\$16,155,040.00

COMMERCIAL PAPER

\$75,000,000.00	Rabobank USA Fin Corp	05/16/2012	0.62%	\$75,000,000.00
\$18,300,000.00	Rabobank USA Fin Corp	07/11/2012	0.70%	\$18,279,912.09
\$50,000,000.00	BARCLAYS US FUNDING LLC	07/09/2012	0.73%	\$49,934,070.00
\$28,000,000.00	Fairway Finance Corp	08/10/2012	0.28%	\$28,000,000.00
\$50,000,000.00	BARCLAYS US FUNDING LLC	06/01/2012	0.65%	\$49,971,040.00
\$14,750,000.00	Rabobank USA Fin Corp	07/09/2012	0.72%	\$14,734,426.95
\$55,000,000.00	ING US Funding LLC	08/21/2012	0.70%	\$54,862,280.00
\$35,000,000.00	KELLS FUNDING LLC	04/25/2012	0.57%	\$34,995,019.50
\$50,000,000.00	Standard Chartered Bank	07/09/2012	0.51%	\$49,929,860.00
\$25,000,000.00	Sheffield Receivables	06/08/2012	0.46%	\$24,987,215.00
\$65,000,000.00	MANHATTAN ASSET FDG CO	04/18/2012	0.20%	\$64,993,038.50

For more information, call Texas CLASS at (800)707-6242
 Fax: (855)848-9910

COMMERCIAL PAPER

\$25,000,000.00	Natl Australia FDG	04/23/2012	0.25%	\$24,999,332.50
\$30,000,000.00	WORKING CAPITAL MGMT	04/09/2012	0.25%	\$29,998,584.00
\$25,000,000.00	GEMINI SECURIT CORP LLC	05/29/2012	0.33%	\$24,989,167.50
\$37,000,000.00	Svenska Handelsbank Inc	07/20/2012 10/04/2012	0.63% 0.28%	\$36,961,283.20 \$25,000,000.00
\$25,000,000.00	Fairway Finance Corp			
\$21,000,000.00	Standard Chartered Bank	09/14/2012	0.59%	\$20,930,811.30
\$25,000,000.00	Sheffield Receivables	06/07/2012	0.46%	\$24,987,495.00
\$28,316,000.00	Golden Funding Corp	04/05/2012	0.23%	\$28,315,102.38
\$20,932,000.00	Alpine Securitization Corp	09/17/2012	0.53%	\$20,885,070.46
\$40,000,000.00	Surrey Funding Corp	04/04/2012	0.46%	\$39,999,056.00
\$13,544,000.00	Golden Funding Corp	06/21/2012	0.38%	\$13,534,195.50
\$25,000,000.00	BARCLAYS US FUNDING LLC	06/18/2012	0.32%	\$24,978,167.50
\$27,916,000.00	Golden Funding Corp	05/14/2012	0.36%	\$27,907,276.25
\$25,000,000.00	Standard Chartered Bank	09/05/2012	0.67%	\$24,925,690.00
\$55,000,000.00	ING US Funding LLC	07/13/2012	0.75%	\$54,917,384.50

For more information, call Texas CLASS at (800)707-6242
 Fax: (855)848-9910

COMMERCIAL PAPER

\$20,000,000.00	Credit Suisse New York	06/20/2012	0.30%	\$19,980,366.00
\$35,000,000.00	WORKING CAPITAL MGMT	04/02/2012	0.25%	\$34,999,503.00
\$25,000,000.00	Standard Chartered Bank	06/22/2012	0.32%	\$24,974,450.00
\$30,000,000.00	Svenska Handelsbank Inc	08/20/2012	0.58%	\$29,951,580.00
\$50,000,000.00	Surrey Funding Corp	07/17/2012	0.61%	\$49,950,195.00
\$20,000,000.00	Victory Receivables Corp	05/03/2012	0.21%	\$19,995,410.00
\$50,000,000.00	Credit Suisse New York	04/13/2012	0.50%	\$49,996,230.00
\$29,000,000.00	Alpine Securitization Corp	08/22/2012	0.54%	\$28,951,526.50
\$25,000,000.00	Credit Suisse New York	05/16/2012	0.25%	\$24,989,980.00
\$25,000,000.00	Alpine Securitization Corp	07/17/2012	0.72%	\$24,975,097.50
\$50,000,000.00	KELLS FUNDING	05/10/2012	0.61%	\$49,987,645.00
\$25,000,000.00	Alpine Securitization Corp	04/10/2012	0.48%	\$24,998,702.50
\$35,000,000.00	Credit Suisse New York	08/20/2012	0.50%	\$34,913,245.50
\$20,000,000.00	ING US Funding LLC	06/19/2012	0.41%	\$19,980,786.00

For more information, call Texas CLASS at (800)707-6242
 Fax: (855)848-9910

COMMERCIAL PAPER

\$16,250,000.00	Rabobank USA Fin Corp	08/07/2012	0.61%	\$16,222,831.63
\$27,500,000.00	KELLS FUNDING	07/09/2012	0.71%	\$27,476,006.25

\$1,372,508,000.00 TOTAL COMMERCIAL PAPER

\$1,371,359,033.01

OTHER SECURITIES

\$125,000,000.00	JP Morgan Chase CDA	04/02/2012	0.35%	\$125,000,000.00
\$200,000,000.00	Compass Bank	04/02/2012	0.40%	\$200,000,000.00
\$125,000,000.00	Blackrock Liquidity	04/02/2012	0.14%	\$125,000,000.00
\$125,000,000.00	Wells Fargo Advantage	04/02/2012	0.08%	\$125,000,000.00
\$125,000,000.00	JP Morgan Primary Money Mkt Fd	04/02/2012	0.19%	\$125,000,000.00

\$700,000,000.00 TOTAL OTHER SECURITIES

\$700,000,000.00

\$2,656,675,554.91 TOTAL INVESTMENTS

\$2,655,682,707.92



Monthly Rate History

Rate History

Year:

2012 ▾

Month	Avg. Rate	Avg. Allocation Factor	Avg. Invested Balance	Weighted Avg. Maturity	Weighted Avg. Maturity 2	Num. Participants
JAN	0.0902%	0.000002472	\$5,785,073,000.00	46	73	750
FEB	0.0986%	0.000002700	\$6,369,979,000.00	48	70	751
MAR	0.1148%	0.000003144	\$5,846,633,000.00	48	71	751
APR	0.1098%	0.000003008	\$5,419,761,000.00	46	69	752

(1) This weighted average maturity calculation uses the SEC rule 2a7 definition for stated maturity for any floating rate instruments held in the portfolio to determine the weighted average maturity for the pool. This rule specifies that a variable rate instrument to be paid in 397 calendar days or less shall be deemed to have a maturity equal to the period remaining until the next readjustment of the interest rate.

(2) This weighted average maturity calculation uses the final maturity of any floating rate instruments held in the portfolio to calculate the weighted average maturity for the pool.

(3) The yield for each date reflects a partial waiver of management fees, as provided for in the TexSTAR Information Statement.

TexSTAR Participant Services * First Southwest Asset Management, Inc.

325 North St. Paul Street, Suite 800 * Dallas, Texas 75201 * www.texstar.org * 1-800-TEX-STAR * 214-953-8890 * FAX 214-953-8878

</ht <

Relative Value Report

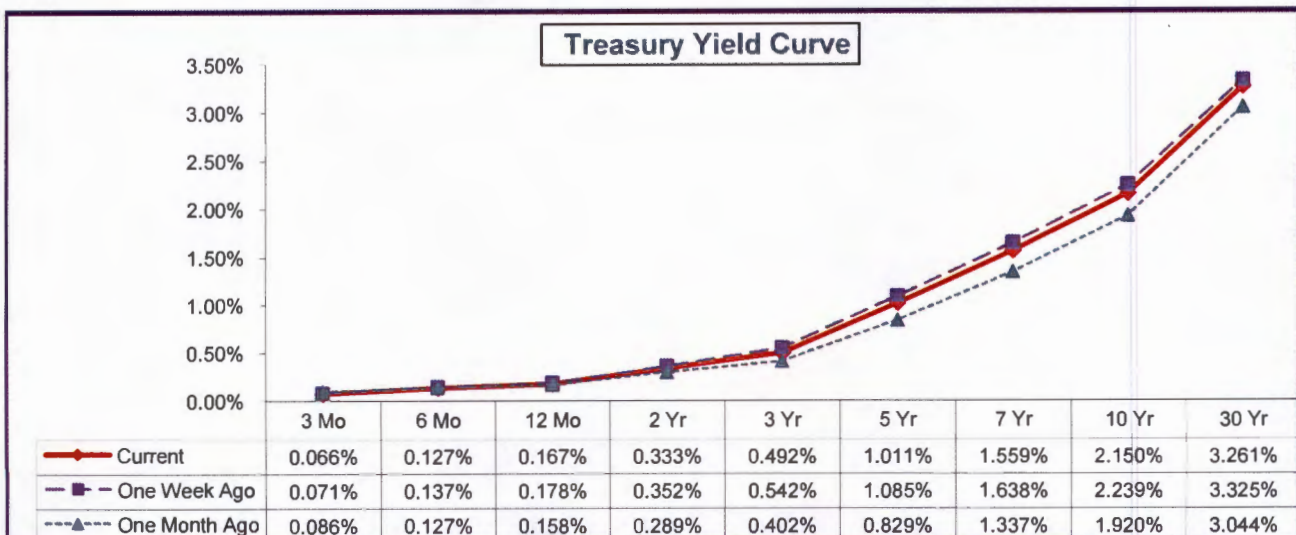
Today's Date: 30-Mar-12
Settlement Date: 2-Apr-12

DISCLAIMER: Securities listed here represent the best market offers as of early morning on this date. All information is subject to change at any time without notice. This report is intended for informational purposes only, and is in no way a solicitation or offer to sell any securities or services. This information has been obtained from sources believed to be reliable, but we do not warrant or guarantee the accuracy or timeliness of this information. There are no warranties, expressed or implied, as to accuracy, completeness, or results obtained from this information.

MATURITY DATE	SECURITY TYPE	DISCOUNT/SPREAD	YIELD
Agency Discount Notes			
27-Apr-12	FHLB	0.040%	0.041%
31-May-12	FHLMC	0.060%	0.061%
29-Jun-12	FHLB	0.080%	0.081%
24-Jul-12	FHLMC	0.090%	0.092%
31-Aug-12	FHLB	0.130%	0.132%
28-Sep-12	FHLB	0.150%	0.153%
18-Oct-12	FHLB	0.155%	0.158%
29-Nov-12	FHLB	0.130%	0.132%
31-Dec-12	FHLB	0.140%	0.142%
7-Jan-13	FNMA	0.180%	0.183%
21-Feb-13	FHLB	0.160%	0.163%
28-Mar-13	FHLB	0.160%	0.163%
Commercial Paper			
30-Apr-12	GE Capital	0.050%	0.051%
1-Jun-12	GE Capital	0.130%	0.132%
2-Jul-12	Toyota Motor Credit	0.170%	0.172%
30-Jul-12	Toyota Motor Credit	0.230%	0.233%
31-Aug-12	Toyota Motor Credit	0.300%	0.305%
28-Sep-12	Toyota Motor Credit	0.370%	0.376%
25-Dec-12	Toyota Motor Credit	0.550%	0.559%
Agency Bullets (Non-Callable)			
27-Mar-13	FHLB 1.00	-6.5	0.268%
12-Jun-13	FHLMC 4.00	-6.0	0.273%
30-Sep-13	FHLB 0.35	-2.0	0.313%
27-Dec-13	FHLB 0.875	+2.0	0.353%
2-Apr-14	FHLMC 4.57	+7.5	0.408%
8-Sep-14	FNMA 1.50	+17.0	0.503%
16-Mar-15	FNMA 0.375 ***	+10.0	0.592%

*** Spread versus 3-Year Treasury (All others vs 2-Year)

Investment Pool Yields: TexSTAR			
Previous Day:	0.105%		
7 Day Moving Avg:	0.108%		
Agency Discount Note Yields			
	Current	Week Ago	Month Ago
1 Mo	0.041%	0.081%	0.081%
2 Mo	0.061%	0.102%	0.081%
3 Mo	0.081%	0.092%	0.112%
6 Mo	0.153%	0.153%	0.153%
9 Mo	0.142%	0.173%	0.153%
12 Mo	0.163%	0.193%	0.183%
Commercial Paper Yields			
	Current	Week Ago	Month Ago
1 Mo	0.050%	0.090%	0.132%
2 Mo	0.130%	0.150%	0.152%
3 Mo	0.170%	0.170%	0.193%
4 Mo	0.230%	0.280%	0.274%
5 Mo	0.300%	0.350%	0.335%
6 Mo	0.370%	0.380%	0.396%
9 Mo	0.550%	0.550%	0.610%
Agency Bullet Yields			
	Current	Week Ago	Month Ago
1 Yr	0.268%	0.252%	0.219%
1.5 Yr	0.313%	0.347%	0.299%
2 Yr	0.408%	0.427%	0.379%
2.5 Yr	0.503%	0.552%	0.419%
3 Yr	0.592%	0.647%	0.537%



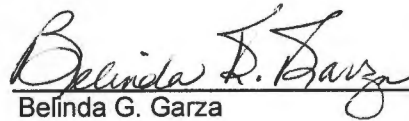
AMERICAN BANK, N.A.

Aransas County
ATTN: Alma Cartwright
301 N Live Oak
Rockport, Texas 78382

AMERICAN BANK Held for Aransas County
3/31/2012

Security Description	Par Value	Rate	Due Date	Cusip#
Discover Bank	250,000.00	0.750%	8/19/2013	254670Q39
Ally Bank UT	248,000.00	0.800%	8/19/2013	02005QSP9
BMW Bank of NA	250,000.00	0.000%	8/17/2012	05568PR25
Goldman Sachs Bank	250,000.00	0.000%	9/3/2013	3814264K8
Beal Bank	250,000.00	0.450%	1/2/2013	07370TCN1
21st Centry Bank	250,000.00	0.200%	6/15/2012	90136SEX0
Huntington Nat'l Bank	250,000.00	0.800%	1/27/2014	446438NS8
American Momentum Bank	250,000.00	0.200%	5/10/2012	02756TAN8
	<u>1,998,000.00</u>			

Prepared by:


Belinda G. Garza

RECEIVED

APR 20 2012

Aransas County Treasurer's Office

AMERICAN BANK, N.A.

Aransas County
 ATTN: Alma Cartwright
 301 N Live Oak
 Rockport, Texas 78382

Pledged Securities
 3/31/2012

Security Description	Par Value	Rate	Due Date	Fair Value	Receipt #
NEEDVILLE TX ISD	690,000.00	3.50%	2/1/2014	725,880.00	
STANTON TX ISD	580,000.00	3.50%	2/15/2014	593,833.00	
BROWN CNTY	625,000.00	4.00%	9/1/2015	683,206.25	
STANTON TX ISD	610,000.00	4.00%	2/15/2016	627,195.90	
YOAKUM COUNTY TX	775,000.00	4.00%	2/15/2016	814,463.00	
CAMERON ISD	395,000.00	4.00%	2/15/2017	437,525.70	
HEMPSTEAD TX ISD	220,000.00	5.00%	2/15/2017	260,143.39	
ROANOKE TX	200,000.00	4.00%	8/15/2017	222,876.00	
DRISCOLL TX ISD	255,000.00	4.00%	8/15/2017	285,911.09	
MEDINA VALLEY ISD	540,000.00	4.00%	2/15/2018	595,954.79	
MCLENNAN CNTY TX	725,000.00	4.00%	6/1/2018	769,080.00	
ROBERT LEE TX ISD	320,000.00	4.00%	8/15/2018	333,721.59	
EAST CENTRAL TX ISD	840,000.00	3.00%	8/15/2018	917,406.00	
NORTHSIDE TX ISD	625,000.00	4.00%	8/15/2019	711,693.75	
LA FERIA TX ISD	485,000.00	4.00%	2/15/2021	531,298.09	
CORPUS CHRISTI	690,000.00	4.00%	3/1/2022	747,594.29	
FRIENDSWOOD TX	490,000.00	4.45%	3/1/2023	544,228.29	
Total Pledged	9,065,000.00			9,802,011.13	

FDIC Coverage

250,000.00

Total Coverage

10,052,011.13

Balances at 3/31/2012

2,764,006.23

Percentage Covered

364%

Rate of Interest at 4/1/2012

0.00%

Prepared by:

Belinda G. Garza
 Belinda G. Garza

RECEIVED

APR 20 2012

Aransas County Treasurer's Office



Wells Fargo Securities, LLC
 608 Second Avenue S., MAC# N9303-050
 Minneapolis, MN 55402

WILLIAM GREER
 (713)319-1119

RECEIVED
 APR 9 2012
 Aransas County Treasurer's Office

Combined Summary
Brokerage Account and Bank Safekeeping Account

Statement Period
03/01/2012 - 03/30/2012

ARANSAS CNTY 2011 FLOOD CAPITAL PROJECTS
 ATTN: COUNTY TREASURER

Account Number
 29086055

Total Account Value Summary

	Amount Last Statement Period	Amount This Statement Period	% Portfolio
Cash	\$ 0.00	\$ 0.00	0%
Money Market Mutual Funds	0.00	0.00	0%
Bonds	4,745,845.05	4,747,886.58	100%
Stocks	0.00	0.00	0%
Total Account Value	\$ 4,745,845.05	\$ 4,747,886.58	100%
Value Change Since Last Statement Period		\$ 2,041.53	
Percent Increase Since Last Statement Period			0%
Value Last Year-End		\$ 4,989,103.66	
Percent Decrease Since Last Year-End			5%

This summary does not reflect the value of unpriced securities or overnight repurchase agreements.

***Includes amortized Par value of municipal leases and notes.

Total Income Summary

	This Period	Year-To-Date
Interest	\$ 511.99	\$ 1,809.27
Dividends/Capital Gains	0.00	0.00
Money Market Mutual Funds Dividends	0.00	0.00
Other	0.00	0.00
Income Total	\$ 511.99	\$ 1,809.27

Total Money Market Mutual Funds Summary

Description	Amount
Opening Balance	\$ 0.00
Deposits and Other Additions	0.00
Distributions and Other Subtractions	0.00
Income Earned	0.00
Closing Balance	\$ 0.00



Wells Fargo Securities, LLC
 608 Second Avenue S., MAC# N9303-050
 Minneapolis, MN 55402

WILLIAM GREER
 (713)319-1119

RECEIVED
 APR 9 2012
 Arkansas County Treasurer's Office

Brokerage Account Statement
Wells Fargo Securities, LLC

Statement Period
03/01/2012 - 03/30/2012

ARKANSAS CNTY 2011 FLOOD CAPITAL PROJECTS
 ATTN: COUNTY TREASURER

Account Number
 29086055

Account Value Summary

	Amount Last Statement Period	Amount This Statement Period	% Portfolio
Cash	\$ 0.00	\$ 0.00	0%
Money Market Mutual Funds	0.00	0.00	0%
Bonds	0.00	0.00	0%
Stocks	0.00	0.00	0%
Total Account Value	\$ 0.00	\$ 0.00	0%
Value Change Since Last Statement Period		\$ 0.00	
Percent Increase Since Last Statement Period		N/A	
Value Last Year-End		\$ 0.00	
Percent Increase Since Last Year-End		N/A	

This summary does not reflect the value of unpriced securities or overnight repurchase agreements.

Income Summary

	This Period	Year-To-Date
Interest	\$ 0.00	\$ 0.00
Dividends/Capital Gains	0.00	0.00
Money Market Mutual Funds Dividends	0.00	0.00
Other	0.00	0.00
Income Total	\$ 0.00	\$ 0.00

Money Market Mutual Funds Summary

Description	Amount
Opening Balance	\$ 0.00
Deposits and Other Additions	0.00
Distributions and Other Subtractions	0.00
Income Earned	0.00
Closing Balance	\$ 0.00



Wells Fargo Bank, N.A.
 608 Second Avenue S., MAC# N9303-050
 Minneapolis, MN 55402

WILLIAM GREER
 (713)319-1119

RECEIVED
 APR 9 2012
 Arkansas County Treasurer's Office

Bank Safekeeping Statement
Wells Fargo Bank, N.A.

Statement Period
03/01/2012 - 03/30/2012

ARANSAS CNTY 2011 FLOOD CAPITAL PROJECTS
 ATTN: COUNTY TREASURER

Account Number
 29086055

Account Value Summary

	Amount Last Statement Period	Amount This Statement Period	% Portfolio
Cash	\$ 0.00	\$ 0.00	0%
Money Market Mutual Funds	0.00	0.00	0%
Bonds	4,745,845.05	4,747,886.58	100%
Stocks	0.00	0.00	0%
Total Account Value	\$ 4,745,845.05	\$ 4,747,886.58	100%
Value Change Since Last Statement Period		\$ 2,041.53	
Percent Increase Since Last Statement Period			0%
Value Last Year-End		\$ 4,989,103.66	
Percent Decrease Since Last Year-End			5%

This summary does not reflect the value of unpriced securities or overnight repurchase agreements.

Income Summary

	This Period	Year-To-Date
Interest	\$ 511.99	\$ 1,809.27
Dividends/Capital Gains	0.00	0.00
Money Market Mutual Funds Dividends	0.00	0.00
Other	0.00	0.00
Income Total	\$ 511.99	\$ 1,809.27

Money Market Mutual Funds Summary

Description	Amount
Opening Balance	\$ 0.00
Deposits and Other Additions	0.00
Distributions and Other Subtractions	0.00
Income Earned	0.00
Closing Balance	\$ 0.00

RECEIVED

APR 9 2012

Statement Ending:

Page 3 of 4
March 30, 2012

ARANSAS CNTY 2011 FLOOD CAPITAL PROJECTS

Account Number: 29086055

Aransas County Treasurer's Office

Portfolio Holdings Security positions held with Wells Fargo Bank N.A.

CUSIP	Description	Maturity Date	Coupon	Current Par / Original Par	Market Price*	Market Value	Original Par Pledged**	Callable
Bonds								
43738ACU8	HOMEBANC NAT'L ASSN FL INT BEARING CERT OF DEP	04/03/12	0.250%	250,000.000	100.000	250,000.00		N
06414QRE1	BANK OF NC INT BEAR CETRT OF DEPOSIT	04/09/12	0.350%	250,000.000	99.999	249,998.25		N
588493CM6	MERCHANT BANK OF IN INTREST BEARING CERTIFICATE OF DEPOSIT	05/16/12	0.200%	250,000.000	99.977	249,942.50		N
17669WDK8	CITIZENS STATE BANK INTEREST BEARING CERTIFICATE OF DEPOSIT	06/21/12	0.200%	250,000.000	99.957	249,893.50		N
45340KCC1	INDEPENDENCE BANK OF KY INTEREST BEARING CERTIFICATE OF DEPOSIT	06/28/12	0.200%	250,000.000	99.953	249,883.75		N
307812HE0	FARMERS & MERCHANTS INT BEARING CERT OF DEP	07/30/12	0.250%	250,000.000	99.951	249,879.50		N
90344LBC2	USNY BANK INTEREST BEARING CERTIFICATE OF DEPOSIT	09/28/12	0.300%	250,000.000	99.928	249,820.50		N
037830AX4	APPLE BK FOR SVGS NY INT BEARING CERT OF DEP	10/05/12	0.400%	250,000.000	99.974	249,936.00		N
33649XBG9	FIRST STATE BANK MENDOTA INT BEARING CERT OF DEP	11/02/12	0.400%	250,000.000	99.969	249,924.00		N
98233PXG7	WRIGHT EXPRESS INT BEARING CERT OF DEP	11/02/12	0.400%	250,000.000	99.969	249,922.75		N
8595314Z5	STERLING SAVINGS WA INTEREST BEARING CERTIFICATE OF DEPOSIT	11/16/12	0.300%	250,000.000	99.899	249,749.50		N
49306SNP7	KEYBANK NAT'L ASSN INTEREST BEARING CERTIFICATE OF DEPOSIT	11/23/12	0.300%	250,000.000	99.893	249,734.50		N
89213TKC5	TOWN NORTH BANK NA INTEREST BEARING CERTIFICATE OF DEPOSIT	12/21/12	0.400%	250,000.000	99.933	249,834.75		N
58403BWF9	MEDALLION BK INTEREST BEARING CERT OF DEPOSIT	05/03/13	0.750%	250,000.000	100.121	250,303.25		N
59774QDJ8	MIDLAND STATES BANK INTEREST BEARING CERTIFICATE OF DEPOSIT	05/30/13	0.500%	250,000.000	99.981	249,952.50		N
33732NCU7	FIRST TRUST BANK	08/05/13	0.600%	250,000.000	100.000	250,000.25		N

#240

Matured 4-4-12
Matured 4-9-12



ARANSAS CNTY 2011 FLOOD CAPITAL PROJECTS

Account Number: 29086055

Portfolio Holdings (Continued) Security positions held with Wells Fargo Bank N.A.

CUSIP	Description	Maturity Date	Coupon	Current Par / Original Par	Market Price*	Market Value	Original Par Pledged**	Callable
Bonds								
17284AZQ4	CIT BANK INT BEARING CERT OF DEP	10/04/13	1.000%	248,000.000 ✓	100.283	248,702.33		N
786580UJ7	SAFRA NAT'L BK NY INT BEAR CERT OF DEPOSIT	10/07/13	0.800%	250,000.000 ✓	100.081	250,203.75		N
06740KES2	BARCLAYS BANK DE INTEREST BEARING CERTIFICATE OF DEPOSIT	11/25/13	0.800%	250,000.000 ✓	100.082	250,205.00		N
				4,748,000.000		4,747,886.58	0.00	

*See important information regarding security pricing on Page 2.

**Total amount that is pledged to or held for another party or parties. Refer to the Pledge Detail Report for more information.

Daily Account Activity

Your investment transactions during this statement period.

Transaction / Trade Date	Settlement / Effective Date	Activity	CUSIP	Description	Par / Quantity	Price	Principal Amount	Income Amount	Debit / Credit Amount
Income / Payment Activity									
03/04/12	03/04/12	Interest	33649XBG9	FIRST STATE BAN	250000			79.45 ✓	79.45
03/04/12	03/04/12	Interest	33732NCU7	FIRST TRUST BAN	250000			119.18 ✓	119.18
03/07/12	03/07/12	Interest	06414QRE1	BANK OF NC	250000			69.52 ✓	69.52
03/21/12	03/21/12	Interest	17669WDK8	CITIZENS STATE	250000			39.73 ✓	39.73
03/28/12	03/28/12	Interest	45340KCC1	INDEPENDENCE BA	250000			39.73 ✓	39.73
03/30/12	03/30/12	Interest	59774QDJ8	MIDLAND STATES	250000			102.74 ✓	102.74
03/30/12	03/30/12	Interest	90344LBC2	USNY BANK	250000			61.64 ✓	61.64

Cash Activity

Transaction / Trade Date	Settlement / Eff. Date	Activity	Description	Debit Amount / Disbursements	Credit Amount / Receipts
03/05/12	03/05/12	Cash Journal	WT OUT AMERICAN BANK	198.63	
03/07/12	03/07/12	Cash Journal	WT IN AMERICAN BANK	69.52	
03/21/12	03/21/12	Cash Journal	WT OUT AMERICAN BANK	39.73	
03/28/12	03/28/12	Cash Journal	WT OUT AM BK	39.73	
03/30/12	03/30/12	Cash Journal	WT OUT AMERICAN BK	164.38	



Wells Fargo Securities, LLC
 608 Second Avenue S., MAC# N9303-050
 Minneapolis, MN 55402

WILLIAM GREER
 (713)319-1119

RECEIVED
 APR 9 2012
 Arkansas County Treasurer's Office

Combined Summary
Brokerage Account and Bank Safekeeping Account

Statement Period
03/01/2012 - 03/30/2012

ARKANSAS CTY FBO ROAD & BRIDGE POL SUB DV
 ATTN: COUNTY TREASURER

Account Number
 29124252

Total Account Value Summary

	Amount Last Statement Period	Amount This Statement Period	% Portfolio
Cash	\$ 0.00	\$ 0.00	0%
Money Market Mutual Funds	0.00	0.00	0%
Bonds	249,675.75	249,758.00	100%
Stocks	0.00	0.00	0%
Total Account Value	\$ 249,675.75	\$ 249,758.00	100%
Value Change Since Last Statement Period		\$ 82.25	
Percent Increase Since Last Statement Period		0%	
Value Last Year-End		\$ N/A	
Percent Increase Since Last Year-End		N/A	

This summary does not reflect the value of unpriced securities or overnight repurchase agreements.


***Includes amortized Par value of municipal leases and notes.

Total Income Summary

	This Period	Year-To-Date
Interest	\$ 0.00	\$ 0.00
Dividends/Capital Gains	0.00	0.00
Money Market Mutual Funds Dividends	0.00	0.00
Other	0.00	0.00
Income Total	\$ 0.00	\$ 0.00

Total Money Market Mutual Funds Summary

Description	Amount
Opening Balance	\$ 0.00
Deposits and Other Additions	0.00
Distributions and Other Subtractions	0.00
Income Earned	0.00
Closing Balance	\$ 0.00



Wells Fargo Securities, LLC
 608 Second Avenue S., MAC# N9303-050
 Minneapolis, MN 55402

WILLIAM GREER
 (713)319-1119

RECEIVED
 APR 9 2012
 Arkansas County Treasurer's Office

Brokerage Account Statement
Wells Fargo Securities, LLC

Statement Period
03/01/2012 - 03/30/2012

ARKANSAS CTY FBO ROAD & BRIDGE POL SUB DV
 ATTN: COUNTY TREASURER

Account Number
 29124252

Account Value Summary

	Amount Last Statement Period	Amount This Statement Period	% Portfolio
Cash	\$ 0.00	\$ 0.00	0%
Money Market Mutual Funds	0.00	0.00	0%
Bonds	0.00	0.00	0%
Stocks	0.00	0.00	0%
Total Account Value	\$ 0.00	\$ 0.00	0%
Value Change Since Last Statement Period		\$ 0.00	
Percent Increase Since Last Statement Period		N/A	
Value Last Year-End		\$ N/A	
Percent Increase Since Last Year-End		N/A	

This summary does not reflect the value of unpriced securities or overnight repurchase agreements.

Income Summary

	This Period	Year-To-Date
Interest	\$ 0.00	\$ 0.00
Dividends/Capital Gains	0.00	0.00
Money Market Mutual Funds Dividends	0.00	0.00
Other	0.00	0.00
Income Total	\$ 0.00	\$ 0.00

Money Market Mutual Funds Summary

Description	Amount
Opening Balance	\$ 0.00
Deposits and Other Additions	0.00
Distributions and Other Subtractions	0.00
Income Earned	0.00
Closing Balance	\$ 0.00



Wells Fargo Bank, N.A.
 608 Second Avenue S., MAC# N9303-050
 Minneapolis, MN 55402

WILLIAM GREER
 (713)319-1119

RECEIVED
 APR 9 2012
 Arkansas County Treasurer's Office

Bank Safekeeping Statement
Wells Fargo Bank, N.A.

Statement Period
03/01/2012 - 03/30/2012

ARKANSAS CTY FBO ROAD & BRIDGE POL SUB DV
 ATTN: COUNTY TREASURER

Account Number
 29124252

Account Value Summary

	Amount Last Statement Period	Amount This Statement Period	% Portfolio
Cash	\$ 0.00	\$ 0.00	0%
Money Market Mutual Funds	0.00	0.00	0%
Bonds	249,675.75	249,758.00	100%
Stocks	0.00	0.00	0%
Total Account Value	\$ 249,675.75	\$ 249,758.00	100%
Value Change Since Last Statement Period		\$ 82.25	
Percent Increase Since Last Statement Period		0%	
Value Last Year-End		\$ N/A	
Percent Increase Since Last Year-End		N/A	

This summary does not reflect the value of unpriced securities or overnight repurchase agreements.

Income Summary

	This Period	Year-To-Date
Interest	\$ 0.00	\$ 0.00
Dividends/Capital Gains	0.00	0.00
Money Market Mutual Funds Dividends	0.00	0.00
Other	0.00	0.00
Income Total	\$ 0.00	\$ 0.00

Money Market Mutual Funds Summary

Description	Amount
Opening Balance	\$ 0.00
Deposits and Other Additions	0.00
Distributions and Other Subtractions	0.00
Income Earned	0.00
Closing Balance	\$ 0.00

ARANSAS CTY FBO ROAD & BRIDGE POL SUB DV

Account Number: 29124252

Portfolio Holdings Security positions held with Wells Fargo Bank N.A.

CUSIP	Description	Maturity Date	Coupon	Current Par / Original Par	Market Price*	Market Value	Original Par Pledged**	Callable
Bonds								
37637WAK8	GLACIER BANK INTEREST BEARING CERTIFICATE OF DEPOSIT	08/17/12	0.150%	250,000.00 ✓	99.903	249,758.00		N
				250,000.00		249,758.00	0.00	

#200

*See important information regarding security pricing on Page 2.

**Total amount that is pledged to or held for another party or parties. Refer to the Pledge Detail Report for more information.

RECEIVED
 APR 9 2012
 Aransas County Treasurer's Office

